

High Efficiency
HJT Module

GSM- MH4/120- BHDG500

480W | 485W | 490W
495W | 500W



500W
Maximum Power Output

85%
Bifaciality

23.01%
Maximum Efficiency

30YEAR
Linear Power Warranty

Product Features



SMBB Half Cell
Multi-busbar half-cell design, higher module efficiency and power output



High Energy Yield
Maximum Module Efficiency up to 23.01% achieved by mature mass production HJT cell technology



G10 Cell / Module
G10 size wafer, applicable to multiple scenarios



High Reliability
Certified mechanical performance up to 5400 Pa positive load and 2400 Pa negative load, with better protection against harsh weather



Higher Performance
Lower temperature coefficient and low operation temperature, resulting in better energy yield in all-weather

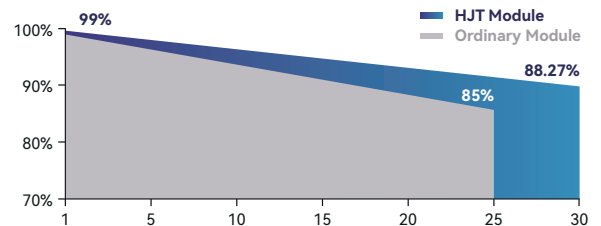


Fire Safety Class:
Class C according to UL790

Quality Assurance

12 Years Product Warranty

30 Years Linear Power Warranty

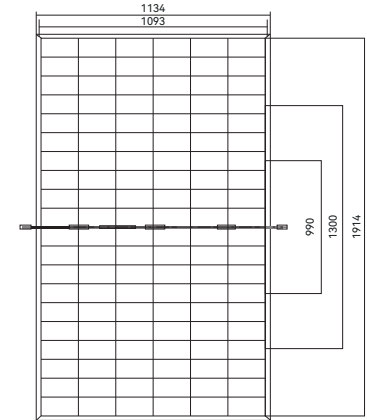


Certificates



Mechanical Data

Cell(mm)	182×91
Weight(kg)	28.0±0.5kg
Dimension(L×W×H)(mm)	1914×1134×30mm
Cable(mm)	4mm ² , 300mm(customized length based on needs)
Frame	anodized aluminum
Junction Box	IP68, 1500VDC, 3 Diodes, Connector Type:GT4 Changzhou Greeten New Energy Technology Co., Ltd.,
Packaging Configuration (40'Container;17.5'Trailer)	36pcs./pallet; 24pallets/container; 864pcs/container 36pcs./pallet; 28pallets/ Trailer; 1008pcs / Trailer



Electrical Data(STC)

Binning tolerance: 0-+5W, Power production tolerance: ±3%, Voc tolerance:±3%, Isc tolerance:±3%

Model	GSM-MH4/120-BHDG480	GSM-MH4/120-BHDG485	GSM-MH4/120-BHDG490	GSM-MH4/120-BHDG495	GSM-MH4/120-BHDG500
Pmax(Wp)	480	485	490	495	500
Voc(V)	44.82	45.02	45.22	45.41	45.60
Isc(A)	13.34	13.39	13.44	13.49	13.54
Vmpp(V)	37.38	37.60	37.82	38.03	38.24
Impp(A)	12.86	12.92	12.98	13.03	13.08
Efficiency	22.11%	22.35%	22.58%	22.81%	23.04%

STC: AM1.5 Irradiance: 1000W/m² Temperature=25°C

Electrical Characteristics(BSTC)

Model	GSM-MH4/120-BHDG480	GSM-MH4/120-BHDG485	GSM-MH4/120-BHDG490	GSM-MH4/120-BHDG495	GSM-MH4/120-BHDG500
Pmax(Wp)	532	536	541	546	550
Voc(V)	44.82	45.02	45.22	45.41	45.60
Isc(A)	14.74	14.78	14.82	14.86	14.90
Vmpp(V)	37.38	37.60	37.82	38.03	38.24
Impp(A)	14.23	14.27	14.31	14.35	14.39

αsc (%/K) : 0.04; βVoc (%/K) : -0.24; γPmp (%/K) : -0.26

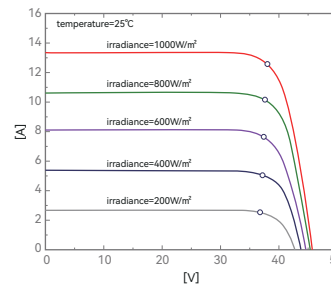
AM1.5, Front irradiance: 1000W/m², Back irradiance: 135W/m², Temperature=25°C, Wind speed=1m/s

Working Condition

Maximum System Voltage	1500VDC
Operating Temperature	-40°C ~ +85°C
Maximum Fuse Rating	30A
Rear Side Mechanical Load	2400Pa
Front Side Mechanical Load	5400Pa
NOCT	44±2°C
Safety Class	Class II
Grounding Electric Conductivity	< 0.1Ω

I-V Diagram

(Different Irradiance)



I-V Diagram

(Different Temperature)

