

## High Efficiency **TOPCon** Module

# GSM-MT4/144-BTDG600

570W | 575W | 580W | 585W | 590W  
595W | 600W

**600W**

Maximum Power Output

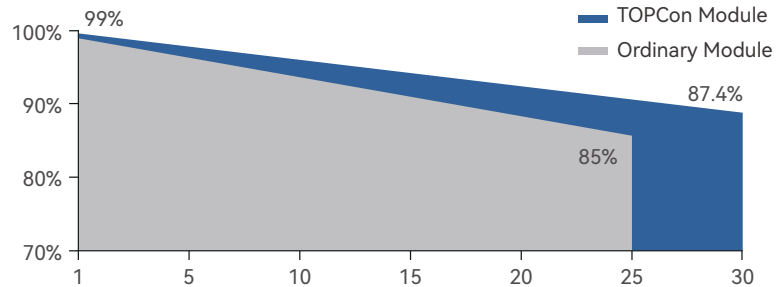
**23.23%**

Maximum Efficiency

**85±5%**

Bifaciality

### Quality Assurance



### Product Features



#### SMBB Half Cell

Multi-busbar half-cell design, higher module efficiency and power output



#### Robust High Molecular Frame

Integrated with high molecular composite frame, no PID higher strength



#### High Reliability

Certified mechanical performance up to 5400 Pa positive load and 2400 Pa negative load, with better protection against harsh weather



#### High Energy Yield

Maximum Module Efficiency up to 23.23% achieved by mature mass production TOPCon cell technology



#### Better Warranty

Extremely low LID/PID in longer service life, less than 12.6% power degradation in 30 years



#### Higher Performance

Lower temperature coefficient and low operation temperature, resulting in better energy yield in all-weather

### Certificates



JP-AC

## Electrical Data(STC)

Model	GSM-MT4/144-BTDG570	GSM-MT4/144-BTDG575	GSM-MT4/144-BTDG580	GSM-MT4/144-BTDG585	GSM-MT4/144-BTDG590	GSM-MT4/144-BTDG595	GSM-MT4/144-BTDG600
Pmax(Wp)	570	575	580	585	590	595	600
Voc(V)	51.09	51.29	51.49	51.69	51.89	52.09	52.29
Isc(A)	14.23	14.29	14.35	14.41	14.47	14.53	14.59
Vmpp(V)	42.32	42.47	42.62	42.77	42.92	43.07	43.22
Impp(A)	13.47	13.54	13.61	13.68	13.75	13.82	13.89
Efficiency	22.07%	22.26%	22.45%	22.64%	22.83%	23.03%	23.23%

STC: AM1.5 Irradiance: 1000W/m<sup>2</sup>, Temperature=25°C

## Electrical Characteristics(NOCT)

Model	GSM-MT4/144-BTDG570	GSM-MT4/144-BTDG575	GSM-MT4/144-BTDG580	GSM-MT4/144-BTDG585	GSM-MT4/144-BTDG590	GSM-MT4/144-BTDG595	GSM-MT4/144-BTDG600
Pmax(Wp)	429	432	435	438	441	444	447
Voc(V)	48.53	48.72	48.91	49.10	49.29	49.48	49.67
Isc(A)	11.48	11.53	11.58	11.63	11.68	11.73	11.78
Vmpp(V)	39.67	39.81	39.93	40.02	40.11	40.20	40.29
Impp(A)	10.79	10.86	10.91	10.96	11.01	11.06	11.11

αIsc (%/K) : 0.045; βVoc (%/K) : -0.25; γPmp (%/K) : -0.29

AM1.5, irradiance: 800W/m<sup>2</sup>, Temperature=25°C, Wind speed=1m/s

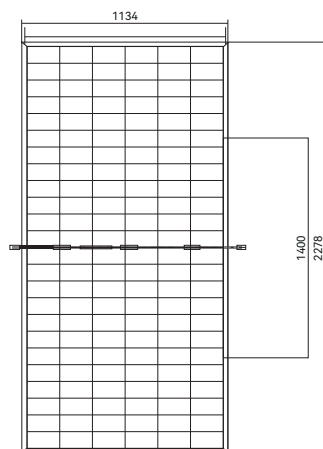
## Mechanical Data

Cell	182mm All dimensions
Weight	32±0.5kg
Dimension	2278×1134×30mm
Cable	4mm <sup>2</sup> , 300mm (customized length based on needs)
Frame	Composite Material Frame
Junction Box	IP68, 1500VDC, 3Diodes
Packaging configuration	36pcs/pallet, 20pallets/container, 720pcs/container; 40' Container; 17.5' Trailer
	36pcs/pallet, 25pallet/Trailer, 900pcs/Trailer

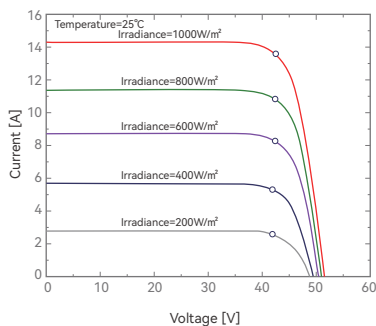
## Working Condition

Maximum System Voltage	1500VDC
Operating Temperature	-40°C ~ +85°C
Maximum Fuse Rating	30A
Rear Side Mechanical Load	2400Pa
Front Side Mechanical Load	5400Pa
NOCT	44±2°C
Safety Rating	Class II
Grounding Electric Conductivity	< 0.1Ω

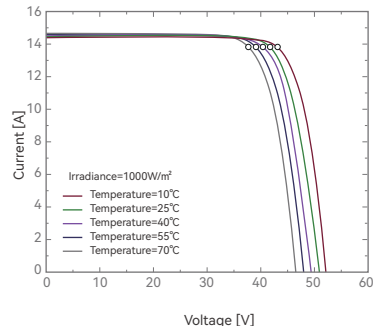
## Dimensions (mm)



## I-V Diagram



Different Irradiance



Different Temperature

\*If the data is subject to change, the latest release shall prevail.

©Copyright Grand Sunergy GS-24Q4-EN-V1.0

